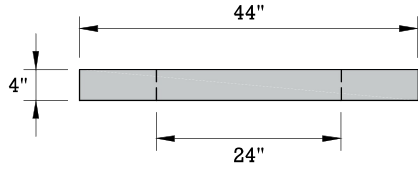
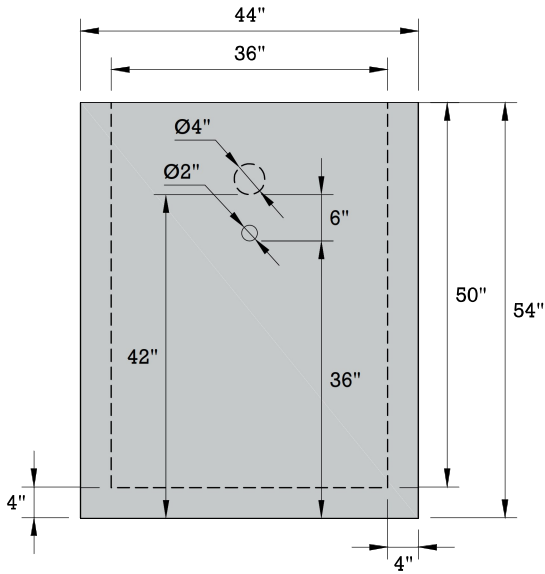


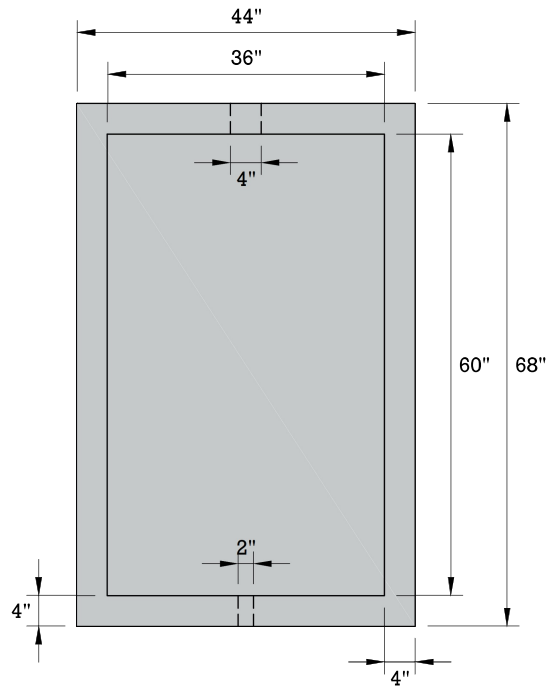
300 GALLON PUMP TANK



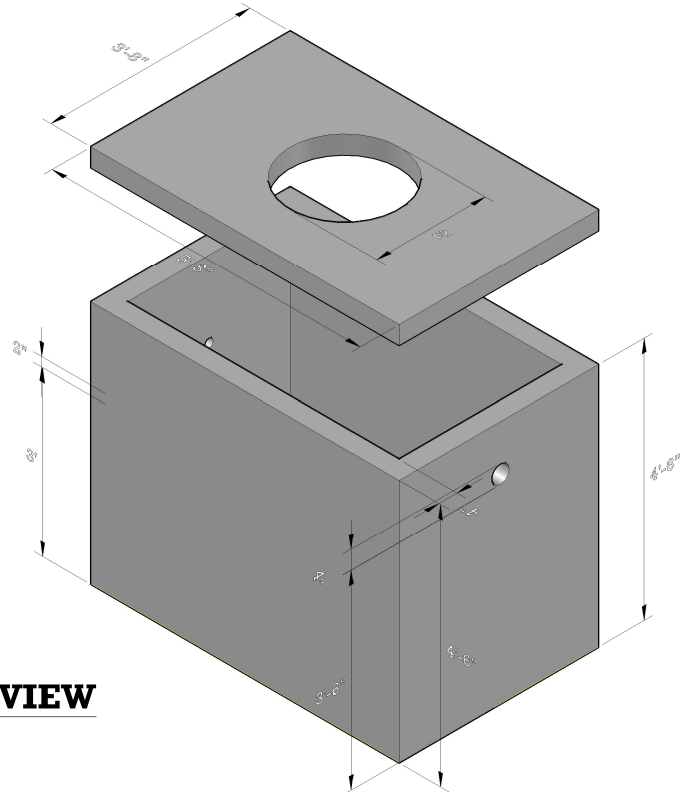
FRONT VIEW - CAP



FRONT VIEW



PLAN VIEW



ISOMETRIC VIEW

SIZE	WEIGHT (LBS)	SPECIFICATIONS
	5,100	Concrete: 4000PSI @ 28 days
		Reinforcement: ASTM A615/A615M GRADE 60 ASTM A1064/A1064M-16B
		<ul style="list-style-type: none"> • The tank is a monolithic pour (no mid seams). • Top Slab is sealed with prostick mastic. • The tank is designed to meet HS 20-44 loading requirements. • Reinforced lid - has optional PA inspection port. • Reinforced risers are available. • 3 optional inlets and 1 outlet location.

