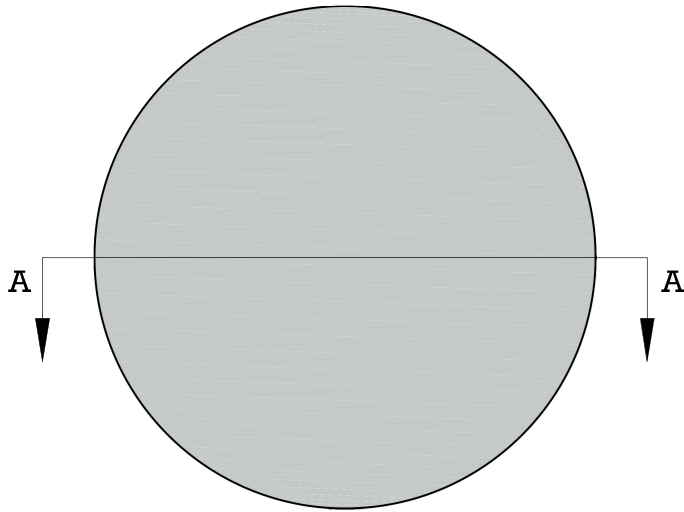



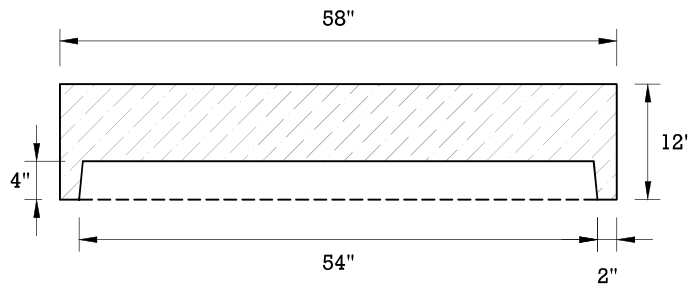
48" MANHOLE COVER



TOP VIEW



ISOMETRIC VIEW



SECTION A-A

	WEIGHT (LBS)	SPECIFICATIONS
	1,700	Concrete: 4000PSI @ 28 days
		Reinforcement: Bar ASTM A615 GR60 WWR ASTM A185/A497 GR65
		Structure is designed to meet HS 20-44 loading requirements



JMI
 Jamestown Macadam, Inc.
www.jamestownmacadam.com
 716-665-4504